

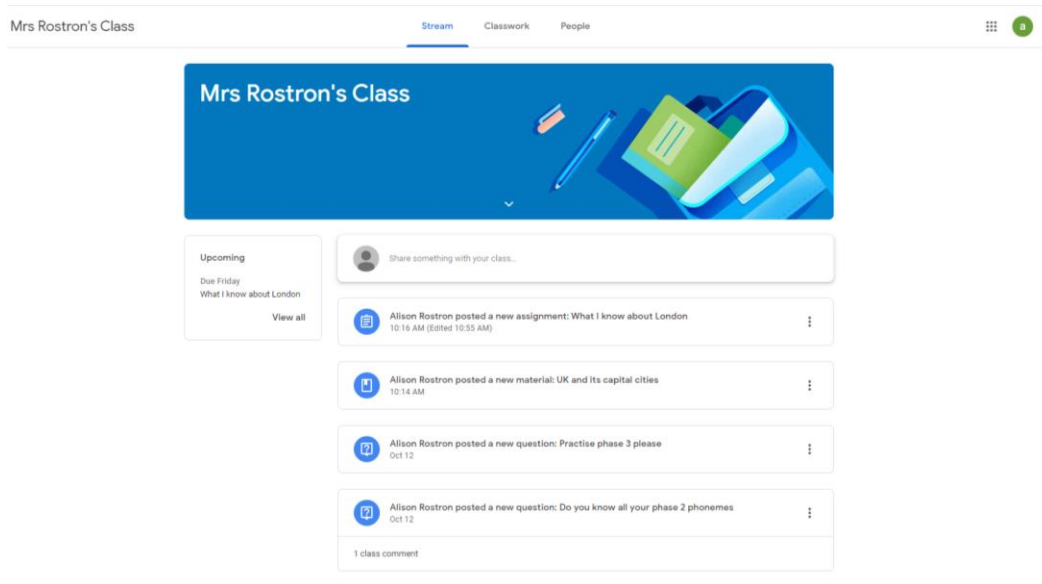
Google Classroom Guide

You can login to google classroom by either typing in <https://classroom.google.com/> or if using a device, by downloading the google classroom app.

Your child's login details are in their reading diary (along with their other online login details- Bug Club, Purple Mash and DB primary).

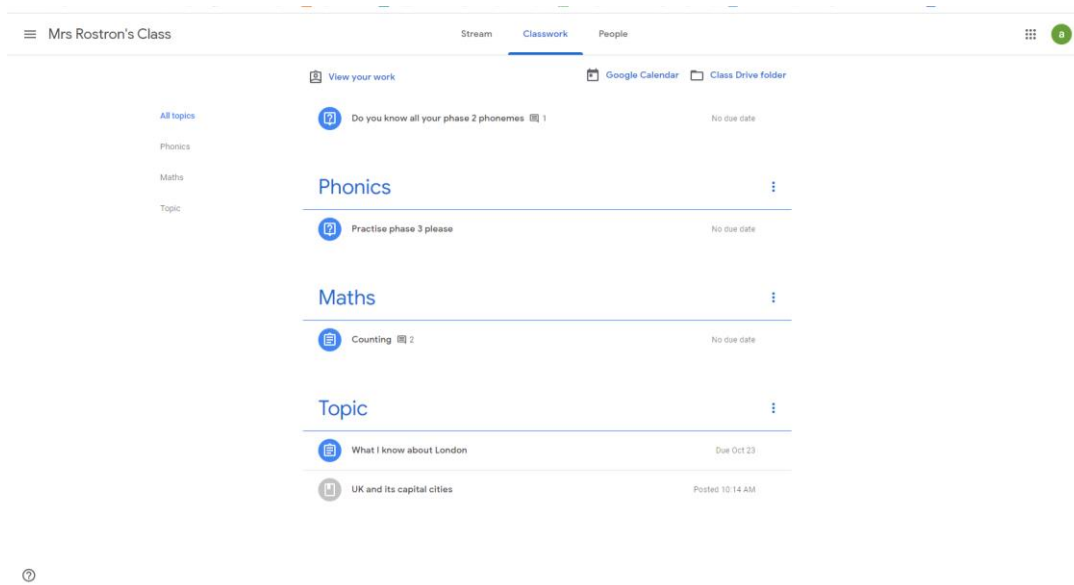
When you login with your child's details you should see that they have been invited to join a class by their teacher. Click 'join' to accept.

Once on the class page it should look like this.

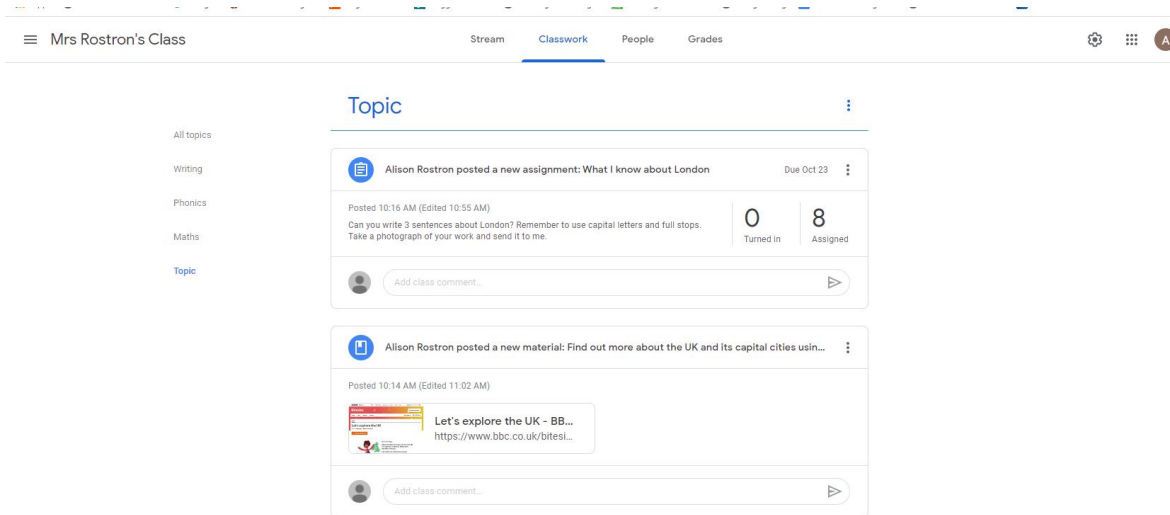


This is the Class stream. All new posts that teachers add will come up on the stream. On the left you will see a box titled 'upcoming'. Any work due to be completed by a set date will show up in here.

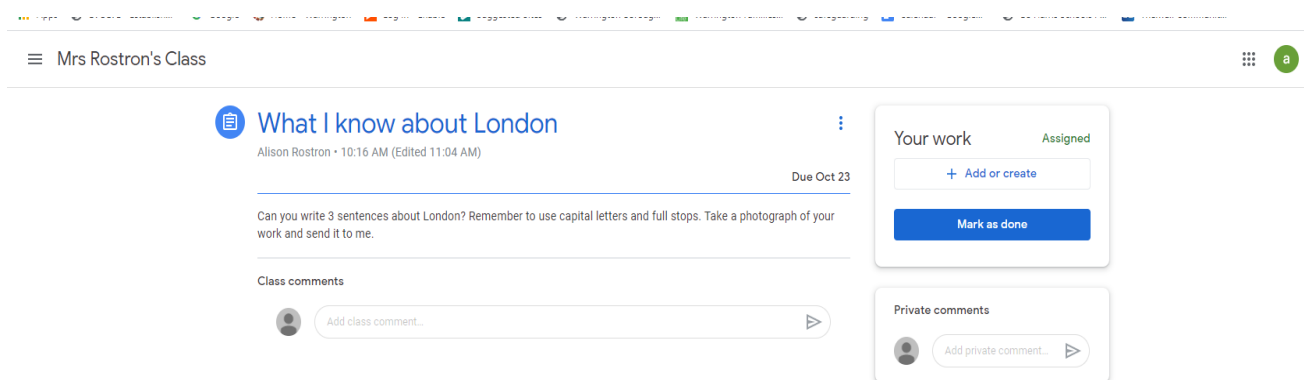
If you click on 'classwork' (top middle of screen). You should then see a page which displays all work set out under subject headings.



Click on the heading to open that subject and you will then be able to see all work set under that subject. The latest activity will appear at the top. You can also click the 'view your work' at the top of the page to get a list of all the work that has been set with the date it is due to be completed by.



You can then click on the activity and it will give you all the details.



You can add comments that the whole class can see, or you can add private comments that only the teacher can see. If you have been asked to take a photograph of your work you then select 'Add or create' on the right hand side and add a photo of your work.

Once you have added your photo click 'Turn in.'

If the activity does not require you uploading a photo of the work, for example if asked to watch a video clip and play a game, then you can just click 'mark as done' to show the activity has been completed.

Once you have submitted work the teacher is able to send feedback and this appears on this page under the private comments.

We hope that this guide will enable you to access google classroom and understand the basic functions. We will try to keep the layout and the way we set tasks clear and simple and we hope that once the children become familiar with it they will be able to navigate it with some independence.

Below is a link to a video that gives a more detailed tutorial on google classroom that you may find useful.

https://www.google.com/search?q=how+to+use+google+classroom+student+guide&rlz=1C1GCEU_enGB826GB826&oq=HOW+TO+USE+GOOGLE+CLASSROOM+STUDENT+GUIDE&aqs=chrome.0.0i457.7889j0j15&sourceid=chrome&ie=UTF-8#kpvallbx=b1uNX528MOi11fAP1vaKWA10